

Human CD28H/IGPR-1 Protein

Cat. No. CD8-HM28H

Description

Source	Recombinant Human CD28H/IGPR-1 Protein is expressed from HEK293 with hFc tag at the C-Terminus. It contains Leu23-Gly150.
Accession	Q96BF3-1
Molecular Weight	The protein has a predicted MW of 40.7 kDa. Due to glycosylation, the protein migrates to 50-60 kDa based on Bis-Tris PAGE result.
Endotoxin	Less than 1EU per μg by the LAL method.
Purity	> 95% as determined by Bis-Tris PAGE > 95% as determined by HPLC

Formulation and Storage

Formulation	Lyophilized from 0.22 μm filtered solution in PBS (pH 7.4). Normally 8% trehalose is added as protectant before lyophilization.
Reconstitution	Centrifuge the tube before opening. Reconstituting to a concentration more than 100 $\mu\text{g}/\text{ml}$ is recommended. Dissolve the lyophilized protein in distilled water.
Storage	-20 to -80°C for 12 months as supplied from date of receipt. -80°C for 3 months after reconstitution. Recommend to aliquot the protein into smaller quantities for optimal storage. Please minimize freeze-thaw cycles.

Background

CD28H is constitutively expressed on all naive T cells. Repetitive antigenic exposure, however, induces a complete loss of CD28H on many T cells, and CD28H negative T cells have a phenotype of terminal differentiation and senescence. After extensive screening in a receptor array, a B7-like molecule, B7 homologue 5 (B7-H5), was identified as a specific ligand for CD28H.

Assay Data

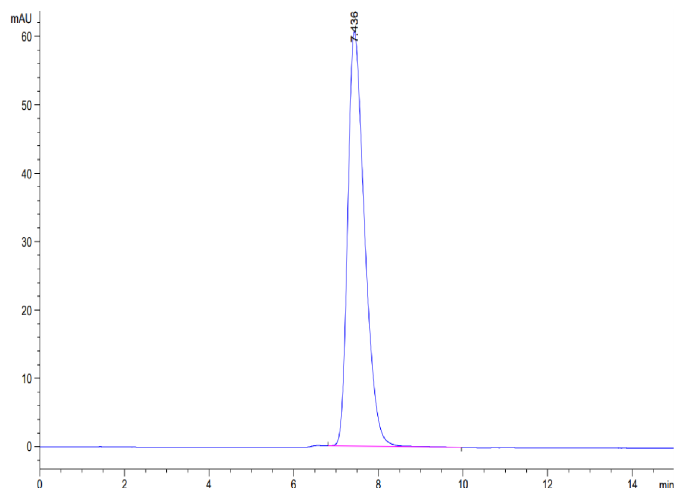
Bis-Tris PAGE



Human CD28H on Bis-Tris PAGE under reduced condition. The purity is greater than 95%.

SEC-HPLC

Assay Data

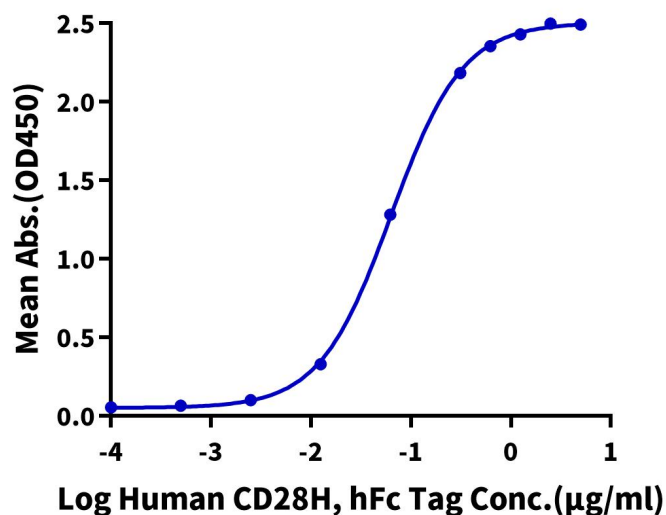


The purity of Human CD28H is greater than 95% as determined by SEC-HPLC.

ELISA Data

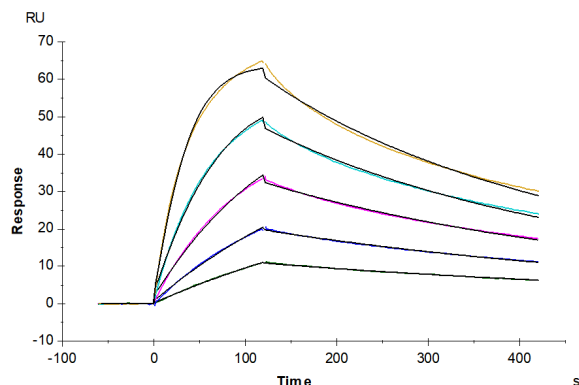
Human CD28H, hFc Tag ELISA

0.5µg Human B7-H7, His Tag Per Well



Immobilized Human B7-H7, His Tag at 5µg/ml (100µl/well) on the plate. Dose response curve for Human CD28H, hFc Tag with the EC50 of 63.4ng/ml determined by ELISA (QC Test).

SPR Data



Cynomolgus B7-H7, His Tag captured on CM5 Chip via anti-his antibody can bind Human CD28H, hFc Tag with an affinity constant of 7.86 nM as determined in SPR assay (Biacore T200).